



ИНТЕКО ИНДУТРИАЛ ООД является частью торгового производственного объединения **ТРАНСИМПЕКС – БЪЛГАРИЯ**, основная деятельность которого заключается в производстве кабельных лотков со всеми элементами для крепежа, светильники наружного и внутреннего освещения, замковые системы промышленного назначения.

Более десяти лет компания реализует с успехами поставки электромонтажного оборудования на всю территорию Болгарии и одновременно с этим осуществляет экспорт в Европейский союз и страны ближнего зарубежья.

Оснащена техническим оборудованием по всем требованиям европейских норм и со своими инженерными и маркетинговыми специалистами **ИНТЕКО ИНДУТРИАЛ ООД** располагает возможностью выполнить любые задания своих заказчиков. Опыт компании в электромонтаже начиная с его проектирования, проходя через его выполнения до финального запуска позволяет быть уверенными не только в производстве стандартного но и в выполнении специальных заданий.

Существенное значение для полного и профессионального подхода имеет и транспортная политика компании. Бывая частью объединения Трансимпекс – Болгария, компания располагает постоянными и собственными транспортными средствами для внутреннего и международного транспорта. Вся продукция компании поставляется до объектов или до складов клиентов.

Имея виду все сказано выше мы бы хотели уверить Вас, что Интеко Индустриал ООД всегда будет стоять за Вами во выполнении требований современной торговой-производственной жизни



Inteco Industrial Ltd. is a part of the trade – manufacturing society **Transimpex – Bulgaria JSC**. whose main activity consist of producing of cable trays with all elements for mounting, manufacturing of lighting fixtures for inner and outer lighting, design and manufacturing of locking systems for industrial purposes.

More than 10 years the company realises successfully supplying of electric montage equipment in the whole territory of Bulgaria and also export in the European Union and the neighbouring countries.

Being established with technical equipment according to all requirements of European norms, with its engineer and marketing experts **Inteco Industrial Ltd.** has the capacity to realise all the needs of its customers.

The experience of the company starts with the planning of the electric installations and goes through its realisation to the final test starts it allows manufacturing of not only standard but and special orders.

A great importance has the transport politics of the company, which brings to the entire and professional approach. Being a part the society **Transimpex – Bulgaria JSC**, the company has its own constant vehicles for domestic and international transport. All the products of the company are delivered to the stores or building areas of customers.

Having in the mind the above mentioned, we would like to assure you that **Inteco Industrial Ltd.** will always stand by you, fulfilling the requirements of the modern trade and manufacturing life.

CERTIFICATE



Management system as per ISO 9001:2000

In accordance with TÜV CERT procedures, it is hereby certified that

INTECO INDUSTRIAL Ltd.
BG – 7200 Razgrad
2B, „Aprilsko vastanie” Blvd., PK 120
Bulgaria

applies a quality system in line with the above standard for the following scope

manufacturing of lighting systems and cable trays.

Certificate Registration No. **75 100 40556**
Contract No. 3001-B-310/2008

Valid until **2011-02-26**

TÜV Rheinland Bulgaria
1000 Sofia, 16, Ivan Vazov Str.

Sofia, 2008-02-27

This certification was conducted in accordance with the TÜV CERT auditing and certification procedures and is subject to regular surveillance audits.

TÜV Rheinland InterCert Kft. 1061 Budapest, Paulay Ede utca 52.



SERIES: TIL T5 SM



Luminary with special style, designed for different areas, where quality of the light and internal architectural line have main importance. Produced from hot dip galvanized steel and high quality mirror finish anodized aluminum. The Luminary is intended for surface mounting and can be produced in requested by the customer sizes, including slim pendant types.




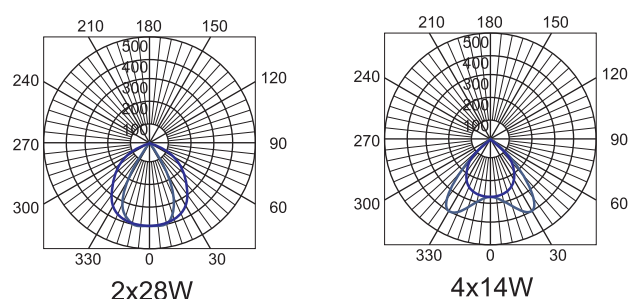
Save energy

Code	Power	Lamp Type	Lamp-holder	Package
TIL214SM	2 x 14 W	TL5	G5	1 in 1
TIL314SM	3 x 14 W	TL5	G5	1 in 1
TIL414SM	4 x 14 W	TL5	G5	1 in 1
TIL128SM	1 x 28 W	TL5	G5	1 in 1
TIL228SM	2 x 28 W	TL5	G5	1 in 1
TIL154SM	1 x 54 W	TL5	G5	1 in 1
TIL254SM	2 x 54 W	TL5	G5	1 in 1


TIL218SM	2 x 18 W	TL8	G13	1 in 1
TIL318SM	3 x 18 W	TL8	G13	1 in 1
TIL418SM	4 x 18 W	TL8	G13	1 in 1
TIL136SM	1 x 36 W	TL8	G13	1 in 1
TIL236SM	2 x 36 W	TL8	G13	1 in 1
TIL158SM	1 x 58 W	TL8	G13	1 in 1
TIL258SM	2 x 58 W	TL8	G13	1 in 1

NOTE: For emergency block please add "E" at the end of the code
For pendant system add "P" at the end of the code

Photometric data



SERIES: TIL T5 RM



Luminary with special style, designed for areas with hanging ceiling systems. The fixture have the same technical characteristics as the previous TIL T5 SM. Option for different situation of bulbs is fully possible.

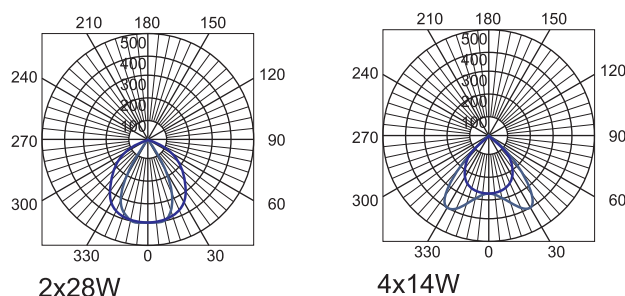


Code	Power	Lamp Type	Lamp-holder	Package
TIL214RM	2 x 14 W	TL5	G5	1 in 1
TIL314RM	3 x 14 W	TL5	G5	1 in 1
TIL414RM	4 x 14 W	TL5	G5	1 in 1
TIL128RM	1 x 28 W	TL5	G5	1 in 1
TIL228RM	2 x 28 W	TL5	G5	1 in 1
TIL154RM	1 x 54 W	TL5	G5	1 in 1
TIL254RM	2 x 54 W	TL5	G5	1 in 1


TIL218RM	2 x 18 W	TL8	G13	1 in 1
TIL318RM	3 x 18 W	TL8	G13	1 in 1
TIL418RM	4 x 18 W	TL8	G13	1 in 1
TIL136RM	1 x 36 W	TL8	G13	1 in 1
TIL236RM	2 x 36 W	TL8	G13	1 in 1
TIL158RM	1 x 58 W	TL8	G13	1 in 1
TIL258RM	2 x 58 W	TL8	G13	1 in 1

NOTE: For emergency block please add "E" at the end of the code
For pendant system add "P" at the end of the code

Photometric data



SERIES: TML T8 RM

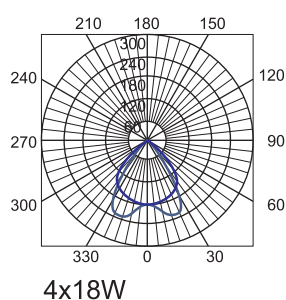


Luminary designed for areas with very large variety of application. Offices, schools, stores and etc. are typical places for this fixture. By request of customer are possible mono and double parabolic reflectors.

Code	Power	Lamp Type	Lamp-holder	Package
TML218RM	2 x 18 W	TL8	G13	1 in 1
TML318RM	3 x 18 W	TL8	G13	1 in 1
TML418RM	4 x 18 W	TL8	G13	1 in 1
TML136RM	1 x 36 W	TL8	G13	1 in 1
TML236RM	2 x 36 W	TL8	G13	1 in 1
TML158RM	1 x 58 W	TL8	G13	1 in 1
TML258RM	2 x 58 W	TL8	G13	1 in 1

NOTE: For emergency block, please add "E" at the end of the code
 For pendant system add "P" at the end of the code
 For electronic ballast add "EB" at the end of the code

Photometric data



SERIES: TML T8 SM

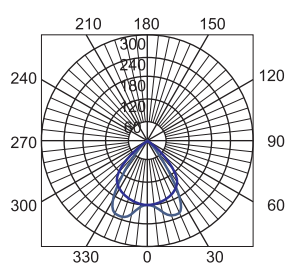


Luminary with the same technical specifications as the series TMLT8RM. Designed for hard type ceilings and are in production with different sizes and electrical wiring diagram.

Code	Power	Lamp Type	Lamp-holder	Package
TML218SM	2 x 18 W	TL8	G13	1 in 1
TML318SM	3 x 18 W	TL8	G13	1 in 1
TML418SM	4 x 18 W	TL8	G13	1 in 1
TML136SM	1 x 36 W	TL8	G13	1 in 1
TML236SM	2 x 36 W	TL8	G13	1 in 1
TML158SM	1 x 58 W	TL8	G13	1 in 1
TML258SM	2 x 58 W	TL8	G13	1 in 1

NOTE: For emergency block please add "E" at the end of the code
 For pendant system add "P" at the end of the code
 For electronic ballast add "EB" at the end of the code


Photometric data



4x18W



SERIES: TINA G24 RM




Luminary with advanced line, designed for the areas, where the light is source for creating modern style. The production is based on energy saving solutions.



Code	Power	Lamp Type	Lamp-holder	Package
TINA236RM	2 x 36 W	TC L	2G11	1 in 1
TINA155RM	1 x 55 W	TC L	2G11	1 in 1
TINA255RM	2 x 55 W	TC L	2G11	1 in 1
TINA136RM	1 x 36 W	TC L	2G11	1 in 1
TINA218RM	2 x 18 W	TL 8	G13	1 in 1

NOTE: For emergency block please add "E" at the end of the code
 For pendant system add "P" at the end of the code
 For electronic ballast add "EB" at the end of the code
 For surface mounting with base of Series TIL add "SM" at the end of the code



SERIES: TIGS RM



The luminary is a part of product range, created for modern design solutions in public and private areas. The construction is a symbiosis between glass and satin finish metals. On request by customer surface mounting models are possible.



Save energy

Code	Power	Lamp Type	Lamp-holder	Package
TIGS214SM	2 x 14 W	TL5	G5	1 in 1
TIGS314SM	3 x 14 W	TL5	G5	1 in 1
TIGS414SM	4 x 14 W	TL5	G5	1 in 1
TIGS218SM	2 x 18 W	TL8	G13	1 in 1
TIGS318SM	3 x 18 W	TL8	G13	1 in 1
TIGS418SM	4 x 18 W	TL8	G13	1 in 1

NOTE: For emergency block please add "E" at the end of the code
 For electronic ballast add "EB" at the end of the code
 For surface mounting with base of Serie TIL add "SM" at the end of the code



SERIES: TIGA



The luminaires from this series is a continuation of series TIG for wall.

On request are possible very different sizes and combinations between glass and metals.

Code	Power	Lamp Type	Lamp-holder	Package
TIGA 13G24	1 x 13 W	TC -D	G24	1 in 1
TIGA 18G24	1 x 18 W	TC -D	G24	1 in 1
TIGA 218G24	2 x 18 W	TC -D	G24	1 in 1
TIGA 26G24	1 x 26 W	TC -D	G24	1 in 1
TIGA 70RX7s	1 x 26 W	HIT-D	RF7s	1 in 1



SERIES: TIDA RM




The luminaires from this series are in production mainly with long bulbs combinations and with covering diffusers. It has very large application- starting from high level sterile areas till industrial halls.

Code	Power	Lamp Type	Lamp-holder	Package
TIDA 114	1 x 14 W	TL5	G5	1 in 1
TIDA 214	2 x 14 W	TL5	G5	1 in 1
TIDA 128	1 x 28 W	TL5	G5	1 in 1
TIDA 228	2 x 28 W	TL5	G5	1 in 1
TIDA 154	1 x 54 W	TL5	G5	1 in 1
TIDA 254	2 x 54 W	TL5	G5	1 in 1

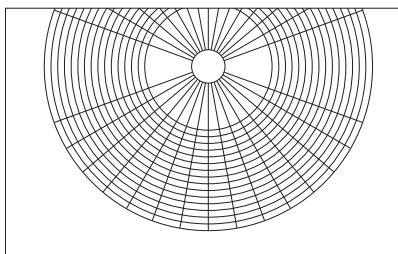
TIDA 118	1 x 18 W	TL8	G13	1 in 1
TIDA 218	2 x 18 W	TL8	G13	1 in 1
TIDA 136	1 x 36 W	TL8	G13	1 in 1
TIDA 236	2 x 36 W	TL8	G13	1 in 1
TIDA 158	1 x 58 W	TL8	G13	1 in 1
TIDA 258	2 x 58 W	TL8	G13	1 in 1

NOTE: For emergency block please add "E" at the end of the code
 For pendant system add "P" at the end of the code
 For electronic ballast add "EB" at the end of the code
 For surface mounting with base of Serie TIL add "SM" add at end of the code
 For the model without plastic diffuser add "WD" at the end of the code

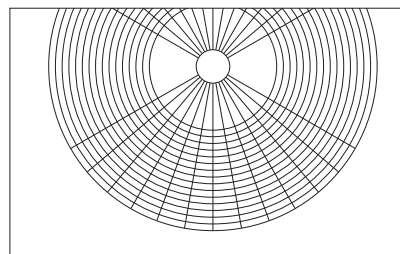
Photometric data



2x18W



2x36W



2x58W



SERIES:TLL



A luminary with IP44 protection class and diffusing cover. It has wide application in industrial and non industrial areas, where need long life of lighting appliances. It could be produced with or without aluminum reflector inside.




Save energy

Code	Power	Lamp Type	Lamp-holder	Package
TLL214	2 x 14 W	TL5	G5	1 in 1
TLL228	2 x 28 W	TL5	G5	1 in 1
TLL254	2 x 54 W	TL5	G5	1 in 1

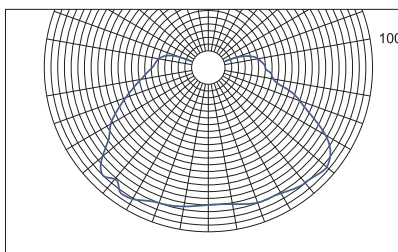
TLL218	2 x 18 W	TL8	G13	1 in 1
TLL236	2 x 36 W	TL8	G13	1 in 1
TLL258	2 x 58 W	TL8	G13	1 in 1

NOTE: For emergency block please add "E" at the end of the code
 For pendant system add "P" at the end of the code
 For electronic ballast add "EB" at the end of the code
 For aluminum reflector inside add "AR" at the end of the code

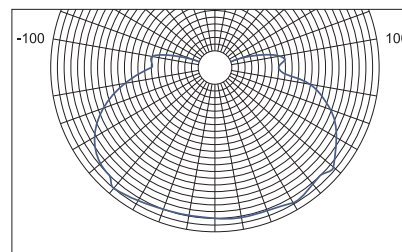
Photometric data



2x18W



2x36W



2x58W



SERIES: TIBA



Luminaires with high level of waterproof and dust-proof level IP65.
They are produced from high quality, long life technical polymers.
Standard electrical combination is from one or two bulbs with all possible powers.
On special request are possible combinations with 3 bulbs




Save energy

Code	Power	Lamp Type	Lamp-holder	Package
TIBA214	2 x 14 W	TL5	G5	1 in 1
TIBA314	3 x 14 W	TL5	G5	1 in 1
TIBA114	1 x 14 W	TL5	G5	1 in 1
TIBA128	1 x 28 W	TL5	G5	1 in 1
TIBA228	2 x 28 W	TL5	G5	1 in 1
TIBA154	1 x 54 W	TL5	G5	1 in 1
TIBA254	2 x 54 W	TL5	G5	1 in 1

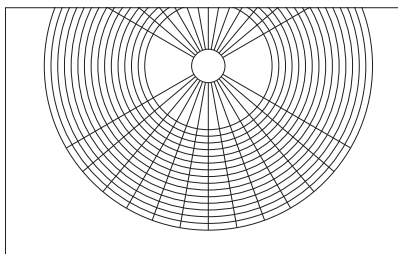
TIBA118	1 x 18 W	TL8	G13	1 in 1
TIBA218	2 x 18 W	TL8	G13	1 in 1
TIBA136	1 x 36 W	TL8	G13	1 in 1
TIBA236	2 x 36 W	TL8	G13	1 in 1
TIBA158	1 x 58 W	TL8	G13	1 in 1
TIBA258	2 x 58 W	TL8	G13	1 in 1

NOTE: For emergency block please add "E" at the end of the code
 For pendant system add "P" at the end of the code
 For electronic ballast add "EB" at the end of the code
 For aluminum reflector inside add "AR" at the end of the code

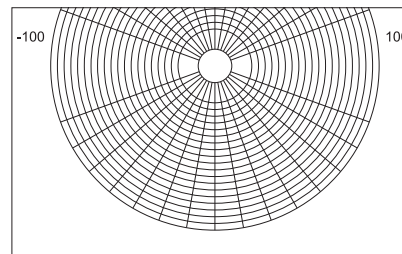
Photometric data




2x18W





2x36W



2x58W



SERIES:TUNA



The down-lights of this series are in production with different combinations of glasses and aluminum reflectors. They are a perfect solution in combination with series TIGS and TIGA.

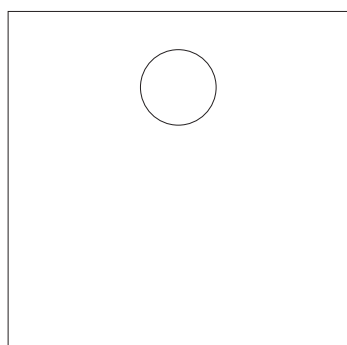


Save energy

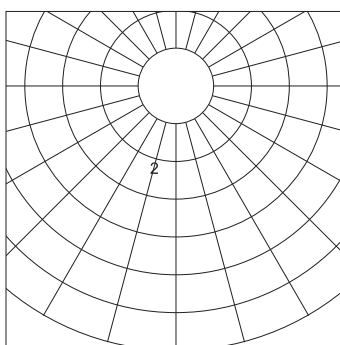
Code	Power	Lamp Type	Lamp-holder	Package
TUNA111	1 X 11W	TC -D	G24	1 in 1
TUNA211	2 X 11W	TC -D	G24	1 in 1
TUNA113	1 X 13W	TC -D	G24	1 in 1
TUNA213	2 X 13W	TC -D	G24	1 in 1
TUNA118	1 X 18W	TC -D	G24	1 in 1
TUNA226	2 X 26W	TC -D	G24	1 in 1
TUNA170	1 x 70W	HIT- DE metal	Rx7s	1 in 1
TUNA27E	max 100W	E 27	E 27	1 in 1

NOTE: For transparent glass add "TG" in the end of the code
 For mat glass add "MG" in the end of the code
 For tempered glass add "TRG" in the end of the code

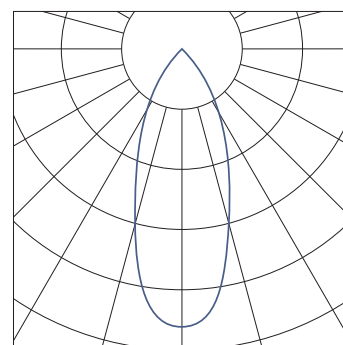
Photometric data



2x18W



1x18W



1x13W



SERIES:TIND




Special luminary for professional industrial application.
The model is a good solution for the illumination of heavy industrial factories or production areas with high ceilings.
The glass and grill are optional.

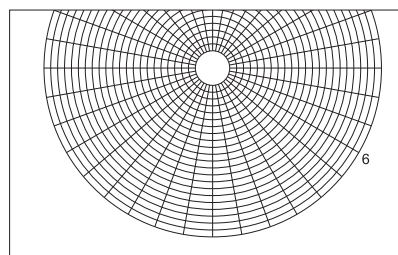
Code	Power	Lamp Type	Lamp-holder	Package
TIND70ME	1 X 70W	HIE-CE metal	E27	1 in 1
TIND150ME	1 X 150W	HIE-CE metal	E27	1 in 1
TIND125ME	1 X 125W	HME mercury	E27	1 in 1
TIND150SD	1 X 150W	HSE-isodium	E27	1 in 1
TIND250MR	1 X 250W	HME mercury	E40	1 in 1
TIND400MR	1 X 400W	HME mercury	E40	1 in 1

NOTE: For transparent glass add "TG" in the end of the code
for grill add "GR" in the end of the code


Photometric data



150W METAL HALIDE



400W METAL HALIDE



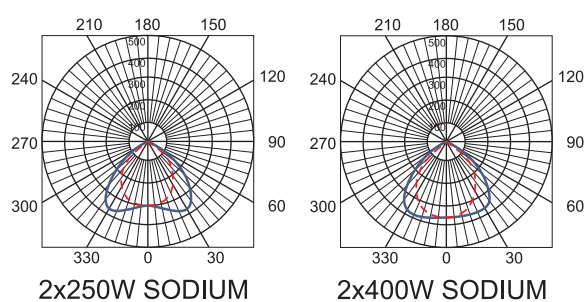
SERIES: TIFL



The luminaries from this series are perfect solutions for internal or external illumination of industrial or public buildings, sport areas and etc. Could be produced with different powers and electrical wiring diagrams.

Code	Power	Lamp Type	Lamp-holder	Package
TIFL150SD	1 X 150W	NAV-T sodium	E40	1 in 1
TIFL150MR	1 X 150W	HQI-T mercury	E40	1 in 1
TIFL250SD	1 X 250W	NAV-T sodium	E40	1 in 1
TIFL250MR	1 X 250W	HQI-T mercury	E40	1 in 1
TIFL400SD	1 X 400W	NAV-T sodium	E40	1 in 1
TIFL400MR	1 X 400W	HQI-T mercury	E40	1 in 1

Photometric data



SERIES: TIPA



The luminaires from this series is a good solution for illumination of private house gardens. They are produced from high quality polymers and are in production with different heights.

Code	Power	Lamp Type	Lamp-holder	Package
TIPA18	1 X 18W	TC -D	G 24	1 in 1
TIPA26	1 X 26W	TC -D	G 24	1 in 1
TIPA27	Emax 100W	E 27	E 27	1 in 1

NOTE: THE POSSIBLE HEIGHT OF THIS LUMINARY ARE: 570mm;700mm;1000mm,
ADD REQUIRED HEIGHT AFTER THE ORDER CODE PLEASE.





On request by the customer, the Company has technical possibilities for manufacturing wide range of special projects, including non standard luminaires. The Company has a good experience, in the area of industrial and public projects.